



ILLINOIS STATE UNIVERSITY

Illinois' first public university

State of the University Laboratory Schools Address

Anthony Jones, PhD
Director of the Laboratory Schools
September 27, 2023



**ILLINOIS STATE
UNIVERSITY**
Illinois' first public university

A close-up photograph of a bouquet of flowers. The bouquet features several white daisies with bright yellow centers, clusters of small yellow-green flowers, and large, vibrant magenta flowers. A light brown, rectangular paper tag is attached to the bouquet with a green ribbon. The tag has a circular hole on the left side and the words "Thank you!" written in a black, cursive font. The background is a soft, out-of-focus green.

*Thank
you!*

Mr. Nolan (Beck)

METCALF'S BUILDING

SERVICE WORKER
(BSW)



Nolan is everything that is good about this school and deserves to stay for as long as he should like. It's more than just his skills as a BSW, though.

Nolan is AMAZING. Nolan is KIND. Nolan is INVOLVED. The kids love him, he attends events such as performances and graduations and even mentors' students in our hallway and even upstairs (where he is not the BSW). Nolan is a part of the fabric of this school and part of what makes it so special, and as previously mentioned, he's amazing at his job.

Nolan is more than an ISU BSW at Metcalf; he became a part of our school community.



**ILLINOIS STATE
UNIVERSITY**

Illinois' first public university

“He’s the main reason I want to study computer science,”



Siri & Mr. Corey Culbertson

Sirihaasa Nallamothe, graduated last May 2023 from U-High, and has started her college journey at the University of Illinois at Urbana-Champaign Grainger College of Engineering this year.



**ILLINOIS STATE
UNIVERSITY**

Illinois' first public university

And the award goes to....

Lily Strode, is a current 8th grader at Metcalf who was the National 1st place winner in the Elks Americanism Essay Contest.

Jennie Frank, 7/8 Metcalf Teacher

Teresa Fowler, Uhigh's Administrative Assistant/Attendance



ILLINOIS STATE
UNIVERSITY

Illinois' first public university



ILLINOIS STATE UNIVERSITY

Illinois' first public university

“When we relieve ourselves of the need to produce, produce, produce, and simply dream, dream, dream, our imagination lights up with all kinds of possibilities..” ~ *Daniel Kim, Educational consultant*



ILLINOIS STATE
UNIVERSITY

Illinois' first public university



ISU


LABORATORY SCHOOLS

OUR MISSION




**Pre-Service
Teacher
Education**

Pillar 1



Research

Pillar 2



**Exemplary
Teaching
&
Learning**

Pillar 3



**Service
to the
Profession**

Pillar 4



Thomas Metcalf School



University High School



EXCELLENCE IN EDUCATION THEORY & PRACTICE

Highlight: Let's try it!

U-High's Design Lab

Metcalf's Design
Based Research Pilot
Study



**ILLINOIS STATE
UNIVERSITY**

Illinois' first public university

2022-2023 Enrollment

FY22 Enrollment															
Grad Year	Grade	Admitted Students Numbers as of 4/15/21.	Gender			Race						Ethnicity			
			Female	Male	Total Gender	American Indian/Alaskan	Asian	Black	Multi-Racial	Native Hawaiian/ Pacific Islander	White	Total Race	Hispanic/ Latino	White	Total Ethnicity
2035	Pre-K	28	13	15	28	0	3	1	1	0	23	28	0	28	28
2034	Kindergarten	8	15	21	36	1	4	3	8	0	20	36	4	32	36
2033	First	6	16	25	41	0	3	2	2	0	34	41	5	36	41
2032	Second	5	21	21	42	0	3	1	1	0	37	42	5	37	42
2031	Third	5	20	22	42	0	0	2	6	0	34	42	8	34	42
2030	Fourth	4	22	22	44	0	1	1	3	0	39	44	3	41	44
2029	Fifth	1	26	18	44	1	2	1	5	0	35	44	3	41	44
2028	Sixth	1	24	22	46	0	3	4	4	0	35	46	4	42	46
2027	Seventh	2	18	31	49	0	3	2	5	0	39	49	3	46	49
2026	Eighth	0	21	26	47	1	1	1	3	0	41	47	5	42	47
	Metcalf Subtotal	60	196	223	419	3	23	18	38	0	337	419	40	379	419
	Percent	26.20%	46.78%	53.22%	100%	0.72%	5.49%	4.30%	9.07%	0.00%	80.43%	100%	9.55%	90.45%	100%
2025	Ninth	158	76	80	156	0	18	13	9	0	116	156	8	148	156
2024	Tenth	7	83	63	146	1	13	6	13	0	113	146	17	129	146
2023	Eleventh	3	87	64	151	1	13	8	4	0	125	151	6	145	151
2022	Twelfth	1	77	71	148	0	12	6	8	0	122	148	8	140	148
	U-High Subtotal	169	323	278	601	2	56	33	34	0	476	601	39	562	601
	Percent	73.80%	53.74%	46.26%	100%	0.33%	9.32%	5.49%	5.66%	0.00%	79.20%	100%	6.49%	93.51%	100%
	Total District Count	229	519	501	1020	5	79	51	72	0	813	1020	79	941	1020
	Percent	100%	50.88%	49.12%	100%	0.49%	7.75%	5.00%	7.06%	0.00%	79.71%	100%	7.75%	92.25%	100%

*Numbers do not include HILIA students.



ILLINOIS STATE UNIVERSITY
Illinois' first public university

2023-2024 Enrollment

Current Enrollment															
September 11th, 2023															
Grad Year	Grade	Admitted Students			Gender			Race					Ethnicity		
		Numbers as of 4/15/23.	Female	Male	Total Gender	American Indian/Alaskan	Asian	Black	Multi-Racial	Native Hawaiian/Pacific Islander	White	Total Race	Hispanic/Latino	White	Total Ethnicity
2037	Pre-K	56	24	32	56	0	9	2	6	0	39	56	4	52	56
2036	Kindergarten	5	24	36	60	3	8	2	6	0	41	60	10	50	60
2035	First	5	18	26	44	0	3	0	1	0	40	44	0	44	44
2034	Second	2	19	27	46	0	5	4	8	0	29	46	6	40	46
2033	Third	1	19	28	47	0	4	0	5	0	38	47	5	42	47
2032	Fourth	2	23	25	48	0	4	2	2	0	40	48	4	44	48
2031	Fifth	3	26	25	51	0	1	3	7	0	40	51	9	42	51
2030	Sixth	2	26	26	52	0	4	1	3	0	44	52	3	49	52
2029	Seventh	1	29	21	50	2	3	1	5	0	39	50	4	46	50
2028	Eighth	1	26	25	51	0	6	3	5	0	37	51	4	47	51
Metcalf Subtotal		78	234	271	505	5	47	18	48	0	387	505	49	456	505
Percent		32.91%	46.34%	53.66%	100%	0.99%	9.31%	3.56%	9.50%	0.00%	76.63%	100%	9.70%	90.30%	100%
2027	Ninth	159	74	84	158	0	11	14	17	0	116	158	12	146	158
2026	Tenth	0	87	68	155	1	14	4	12	1	123	155	17	138	155
2025	Eleventh	0	82	80	162	0	17	13	12	0	120	162	7	155	162
2024	Twelfth	0	82	58	140	1	12	8	14	0	105	140	17	123	140
U-High Subtotal		159	325	290	615	2	54	39	55	1	464	615	53	562	615
Percent		67.09%	52.85%	47.15%	100%	0.33%	8.78%	6.34%	8.94%	0.16%	75.45%	100%	8.62%	91.38%	100%
District Total		237	559	561	1120	7	101	57	103	1	851	1120	102	1018	1120
Percent		100%	49.91%	50.09%	100%	0.63%	9.02%	5.09%	9.20%	0.09%	75.98%	100%	9.11%	90.89%	100%

* Numbers do not include HILIA students



ILLINOIS STATE UNIVERSITY
Illinois' first public university

2023-2024 Free/Reduced Lunch

	Number of Students	Percentage	* Number of Regular Education Students	Percentage
Metcalf				
<i>Free</i>	42	8.08%	28	6.24%
<i>Reduced</i>	11	2.12%	10	2.23%
<i>Free & Reduced</i>	53	10.19%	38	8.46%
U-high				
<i>Free</i>	25	4.06%	24	3.90%
<i>Reduced</i>	2	0.32%	2	0.33%
<i>Free & Reduced</i>	27	4.38%	26	4.23%
District				
<i>Free</i>	67	5.90%	52	4.89%
<i>Reduced</i>	13	1.14%	12	1.13%
<i>Free & Reduced</i>	80	7.04%	64	6.02%

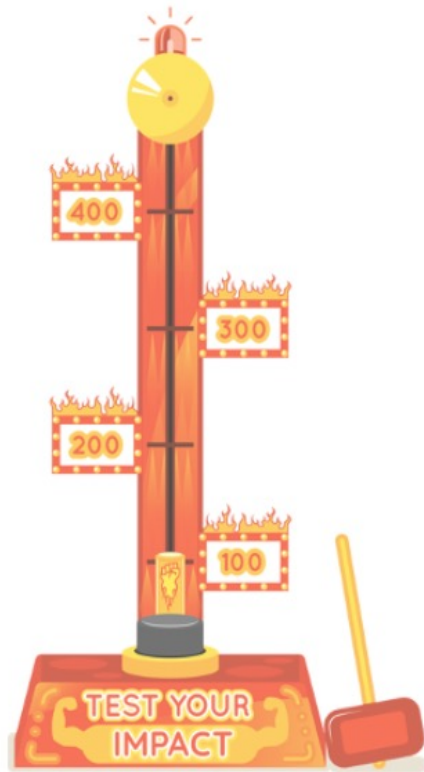
* Regular Education does not include preschool or HILIA.

** Calculations based on enrollment in the program on the first day of school (August 17th, 2023).



**ILLINOIS STATE
UNIVERSITY**

Illinois' first public university



SHARED VISION

What do we want our future to be like?
Who will be involved?

MENTAL MODELS

What values & beliefs are guiding us?
What are our assumptions?

SYSTEMS & STRUCTURES

How do our structures influence behaviour?
Frames & freedom?

PATTERNS OF BEHAVIOUR

What's been happening? What do we
perceive to be recurring trends?

EVENTS

What's happened?

From Organizing for Learning by
Daniel Kim, 2001



ILLINOIS STATE
UNIVERSITY

Illinois' first public university

Goal: Annually improve the University Lab Schools' climate and culture that supports systemic culturally responsive and educational equity practices.



ILLINOIS STATE
UNIVERSITY

Illinois' first public university

Objective 1 has been the focus area.

“Culture eats strategy for breakfast.” ~Peter Drucker

Goal: Annually improve the University Lab Schools' climate and culture that supports systemic culturally responsive and educational equity practices.
Objective 1: Clarify the Lab Schools vision, mission, and core values
Objective 2: Implement a comprehensive professional development support model that improves the University Lab Schools in the area of Educational Equity, Diversity, Inclusion, and Access through Critical Consciousness professional learning and the Multicultural Organizational Developmental Model.
Objective 3: Enhance development on Culturally Responsive Teaching practices with a focus on the WHOLE child.
Objective 4: Increase our faculty associates and students demographics so that it represents a more diverse population that is reflective of the student and community population.
Objective 5: Establish and (Re)establish partnerships and collaboration opportunities across the University Departments, Region, and State.
Objective 6: Improve family influence/involvement, and student engagement/ Supporting parents in navigating challenging conversations due to school related events.



ILLINOIS STATE UNIVERSITY
Illinois' first public university

Our next steps

1. Evaluate our next response to the Lab Schools Growth Plan.
2. Respond to our facility needs
3. Continue to improve our communication and decision-making process
4. Create our shared vision and clarify our mission



**ILLINOIS STATE
UNIVERSITY**

Illinois' first public university

Upcoming Events

- Two open forums
 - Monday, November 13th at 7pm
 - Tuesday, March 26th at 7pm
- Design Thinking Workshop: Vision
 - Thursday, October 12th 9 am-1pm.



**ILLINOIS STATE
UNIVERSITY**

Illinois' first public university

Design Thinking Workshop

Date: Thursday, October 12th

Time: 9 am- 1 pm.

Location: TBD

25 participants

How might we provide lab school students with the skills to meaningfully contribute or thrive in the next 30 years?



**ILLINOIS STATE
UNIVERSITY**

Illinois' first public university

“Never doubt that a small group of thoughtful, committed people can change the world. Indeed, it is the only thing that ever has.” ~Margaret Mead



**ILLINOIS STATE
UNIVERSITY**

Illinois' first public university



Q & A



**ILLINOIS STATE
UNIVERSITY**
Illinois' first public university